



Oil Navigation lamps

Hurricane Lamp

Electric Navigation Lamps

E S Sorensen Lamps

Electric Berth Lights

Spare Lamp Chimney's

Oil Globe Lamp

Copper Converters

Guarded Bulkhead Lights

Gimbal Lamps

Switches

Spare Lamp Wick

E. S. Sorensen

Davey & Company is proud to be the exclusive UK distributors for the world renowned Sorensen brass oil lamps. From patterns dating back to the 19th century, each traditional lamp is meticulously hand crafted by silversmiths in Denmark from the finest materials and individually numbered. These pages show only part of the extensive Sorensen collection and a separate catalogue is available showing the full range on request.



Passenger Lamp

Non gimbaling lamp often found in 19th century trains and ships cabins.

Burn time: 9 hours

Height: 340mm

ES 50 01 01



Ship's Lamp

Perhaps the most distinctive of the Sorensen range, the ship's lamp has been re-vitalised by the option of the chrome plated finish. Also known as The Hundred Years Lamp.

Burn time: 9 hours. Height: 350mm

ES 50 02 01 Brass



NEW

ES 50 02 02 Chrome



Classic Yacht Lamp

This versatile lamp can be used in its gimbals or put on the table for cosy meal times.

Burn time: 23 hours

Height: 360mm

ES 50 10 03 Compass

ES 50 10 04 Ship



Captain's Cabin Lamp

Originally designed for lighting the officers' cabins in the late 19th century, this lamp is now available in brass or chrome with a choice of acid etched globes.

Burn time: 9 hours. Height: 390mm

Brass Lamps

ES 50 03 03 Compass Globe

ES 50 03 04 Ship Globe



NEW

Chrome Lamp

ES 50 03 28 Half Matt Globe



Old Danish Lamp

This well proportioned oil lamp with its vesta shade, will add style and warmth to any interior.

Burn time: 34 hours
Height: 310mm
ES 50 11 09



Ellipse Lamp

Classic Scandinavian design to suit all types of interior. Available now in chrome with a frosted glass.

Burn time: 17 hours
ES 50 12 11 Brass
ES 50 12 12 Chrome

NEW



Smoke Bell

For use with all oil lamps.
Brass or chrome.

ES 10 05 00 Brass
ES 10 05 02 Chrome



Smoke Bell - Clip on

Brass shade that clips onto the top of the chimney.

ES 10 06 00 Small
ES 10 06 01 Large



Stormglass

Dating from 1750, this unique and interesting instrument can indicate changes in the weather up to two days in advance. A version of this device was used on 'The Beagle' with Darwin in 1831.

Height: 140mm

Stormglass

ES 55 01 01 Brass
ES 55 01 02 Chrome

Holder

ES 55 02 01 Brass
ES 55 02 02 Chrome

NEW

Spares



Chimneys

ES 10 00 01 Passenger/Ship's lamps
ES 10 19 00 Captain's/Pigeon/Galley/Classic
ES 10 20 00 Engineers/Old Danish

Globes & Shades

ES 10 00 03 Compass for Captains/Pigeon/Classic
ES 10 00 04 Ship for Captain's/Pigeon/Galley/Classic
ES 10 00 09 Vesta for Old Danish/Engineer



Spare Wicks

ES 10 15 35 No.6 for Passenger/Ships Captains/Pigeon/Galley/Classic
ES 10 15 42 No.8 for Ellipse
ES 10 15 48 No.10 for Engineers/Old Danish.

Spare Burners

ES 10 07 00 Burner 6 for Passenger/Ships/Captains/Pigeon/Galley/Classic
ES 10 08 00 Burner 8 for Ellipse
ES 10 09 00 Burner 10 for Engineers/Old Danish.



Miniature Bracket Light (without switch)

Cast in brass with a polished finish and supplied with a frosted bell glass and SBC bulb holder -max 18w. To be switched remotely. Also available in chrome. Height with glass: 4¼" (108mm). Projection: 3½" (89mm)

Part No. 7215/BR Brass **Part No. 7215/CP** Chrome



Brass Bracket Light (with switch)

Cast in brass and polished, this light comes complete with switch, frosted bell glass and SBC bulb holder - max 18w. Also available in chrome. Height 5" (125mm). Projection 5" (125mm).

Part No. 0396/BR Brass **Part No. 0396/CP** Chrome



Teardrop Berth Light

Cast brass and polished in a smooth and pleasing teardrop shape, this unique light is fitted with a switch and frosted glass. SBC bulb holder.

Brass	Height	Width	Projection
7246	5¾" 145mm	3" 75mm	2" 50mm



Cast Brass Square Berth Light

A heavy cast and polished light with switch and frosted glass. SBC bulb holder. This recessed pattern requires a depth of approximately 1" (25mm).

Brass	Dimensions	Recess Dimensions	Projection
7614/BR	5½" x 5" 140 x 125mm	5¼" x 4½" x 1" 134 x 105 x 25mm	1½" 38mm



NEW Art Deco Interior Light

This attractive period light comes fitted with the original moonstone glass and chrome plated trim. SBC lamp holder - max 25w.

Part No.	Length	Width	Projection
7502	8½" 215mm	2⅞" 73mm	2⅝" 66mm

A limited stock of other styles is also available.



Pillar Light

Available in brass or chrome, this light is constructed in brass and has an opal acrylic diffuser. Fitted E14 lamp holder. Max 40w. For vertical use only.

Brass	Chrome	Length	Width	Projection
7218/BR/E14	7218/CP/E14	10" 250mm	3" 75mm	3⅜" 85mm



Gem Gimbal Lamp

British made from polished brass, the fount is weighted to maintain a vertical alignment and it comes complete with a 1/2" burner and chimney. Overall height with glass: 9" (230mm). Projection: 6" (150mm).

Part No. 0307/BR



Smoke Shade & Arm

This polished brass smoke shade & arm is designed to suit the 0307 gimbal lamp and is recommended to protect the deckhead from the heat of the lamp. The arm is 6" (150mm) long and the shade is 4" (100mm) in diameter.

Part No. Arm : 0320/BR/A/150

Part No. Shade: 0320/BR/S/100



Roof Light (without switch)

Coated metal back plate with pressed brass front bezel and frosted glass. SBC bulb holder - max 12w. Available in brass or chrome.

Brass	Chrome	Diameter		Projection	
0390/BR	0390/CP	6 1/2"	168mm	2"	50mm



Mast Light

Cast in bronze or aluminium in a variety of finishes, this light is wired to accept a reflector type halogen bulb up to 20w. It has a hinged, glazed door and brass or chrome cable gland. Also available for wiring through the back.

Part No.	Material	Height	Width	Projection
0751/GM/SD	Bronze / sand blasted	5" 125mm	3 1/16" 80mm	3 1/2" 85mm
0751/GM/PO	Bronze / polished			
0751/CP	Bronze / chrome plated			
0751/AN	Aluminium / anodised			

NEW



Weatherproof Guarded Light

In two sizes, these traditional lights are of all brass construction with a polished finish. The strong guard screws onto a seal in the base and protects the clear glass.

Part No.	Length		Flange Diameter		Bulb Holder
7203/BR/M/CL	4 1/8"	105mm	3 1/16"	80mm	SBC
7203/BR/CL	7 1/2"	190mm	5"	125mm	BC



Weatherproof Guarded Light (bulkhead fitting)

Similar to the above, these lights are of all brass construction with a 90 degree bracket for fixing to a bulkhead.

Part No.	O.A.Length		Projection		Bulb Holder
7207/BR/M/CL	6 1/2"	165mm	3 1/2"	85mm	SBC
7207/BR/CL	11 3/8"	290mm	4 1/8"	105mm	BC




Lighting



Weatherproof Guarded Bulkhead Light

Cast in brass, the outside is polished and the inside is painted white to aid reflection. The hinged front door has a clear glass, which is protected by a brass wire guard, and is secured onto its seal with three evenly spaced wing nuts. The SBC bulb holder is wired through a brass cable gland and the unit is surfaced mounted on three legs.

Brass	Body Diameter	O.A.Diameter	Projection
7425/BR	4½" 114mm	6" 150mm	2½" 64mm




Aluminium Guarded Bulkhead Light

Similar to the above, this light is cast in aluminium and painted white inside and out. The clear glass front has aluminium guards and is held in place with four screws. A brass gland is fitted to wire the SBC bulb holder. A semi-recessed version is also available to special order.

Aluminium	Body Diameter	O.A.Diameter	Projection
7425/AL	4½" 114mm	5½" 140mm	2¾" 70mm

Step Light

Guarded step light with heavy ribbed glass, covered by a cast brass guard - polished finish. The rear box is recessed into the bulkhead with only 1" (24mm) projecting forwards. Ideal for low level lighting of stairways or other vulnerable interior or sheltered areas. Fitted SBC bulb holder. Max 15w.



NEW

Brass	Chrome	Width	Height	Recess
7576/BR/B15	7576/CP/B15	5½" 140mm	4⅞" 111mm	1½" 38mm

Copper Converters

A range of copper casings that fit over Aqua Signal series 40 lights to give them a pleasing traditional appearance. Ideal for classic and traditional boats where modern lights look out of place. The copper converter simply slips over the light and is permanently held in place by the bulb holder securing nut. The result is a light that looks, feels and weathers like a genuine old pattern lamp but, as the converter only covers the body of the light, all the approved aspects of the bulb and lens remain intact.



Part No.	Type
0185/CO/PO	Port
0185/CO/ST	Starboard
0185/CO/MH	Masthead
0185/CO/SN	Stern
0185/CO/BI	Bi-colour



Navigation Lights - Oil

Although strictly speaking not approved to current regulations, these oil navigation lamps are still very effective at night and could be considered as a backup to any other electric navigation lights fitted. Manufactured in copper with a polished unlacquered finish, they will complement traditional craft and give many years of good service. Fitted with 4" (100mm) dioptric lens (unless otherwise stated).




NEW

Part Number	Lamp	Overall Height
0151/CO/100/PO	Port	9½" 240mm
0151/CO/100/ST	Starboard	
0152/CO/100	Masthead	
0157/CO/100	Stern	
0153/CO/100	Anchor (plain)	9¾"
0156/CO/100	Anchor (dioptric)	248mm

Navigation Lights - Electric

A selection of traditional electric navigation lights in gunmetal or brass.

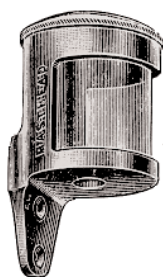


Streamlined Navigation Lights

Port, starboard and masthead electric lights in classic streamlined design. Cast in gunmetal and then polished, they are also available chrome plated, and come fitted with a dioptric lens and SBC bulb holder.



Gunmetal	Chrome	Type	Base Dimensions	
9738/GM/PO	9738/CP/PO	Port	6¼" x 2⅞"	160 x 72mm
9738/GM/ST	9738/CP/ST	Starboard		
9739/GM	9739/CP	Masthead	6¼" x 3½"	160 x 89mm




Miniature Navigation Lights

Cast in gunmetal with a polished finish and also available chrome plated. These electric navigation lights have a plain lens and SBC bulb holder. Available in masthead and stern.

Gunmetal	Chrome	Type	Dimensions O.A. Height x Diameter	
9733/GM	9733/CP	Masthead	5¼" x 3"	133 x 75mm
9734/GM	9734/CP	Stern		

Brass Navigation Lights

This range of cast brass navigation lights are approved by the Italian RINA for boats up to 12 metres. They are supplied complete with 12v 18w bulbs and are available brass or chrome finish.



Brass	Chrome Plated	Type	Height	Width	Projection
0111/BR/P	0111/CP/P	Port	3½" 90mm	2¾" 70mm	2⅜" 62mm
0111/BR/S	0111/CP/S	Starboard			
0112/BR	0112/CP	Masthead			
0113/BR	0113/CP	Stern			



Lighting



Lifeboat Globe Lamp

Davey & Co. have produced this polished brass oil lamp for over a century. Standard safety equipment for many years in ships lifeboats, it is today widely used for general and emergency lighting. The globe is 6" (150mm) and the burner has a 1/4" wick.

Part No. 0190/BR/150



Hurricane Lamp

The traditional deck, cabin or emergency oil lamp. Made of tinned and lacquered steel. Every boat should have at least one of these inexpensive but effective lights on board.

Part No. 0234

Glasses & Chimneys



0025



0026



0445

Part No.	Description	Size Base x Height
0026	Gem glass To suit 0307/BR	1 3/8" x 4 3/4" 42 x 120mm
0025/00/OV	Oval Straight Base	2 1/2" x 10" 64 x 250mm
0025/00/RO	Round Straight Base	2 1/2" x 9 1/2" 64 x 240mm
0445	Bell Glass Frosted To suit 7215 & 0396	3 1/2" x 2 1/2" 90 x 65mm

Lamp Wick

Supplied in rolls of 10 metres.



10 metre roll	Width	
0096/00/06	1/4"	6mm
0096/00/10	3/8"	10mm
0096/00/12	1/2"	12mm
0096/00/16	5/8"	16mm
0096/00/19	3/4"	19mm
0096/00/25	1"	25mm
0096/00/27	1 1/8"	27mm
0096/00/32	1 1/4"	32mm



Barton burner, as fitted to the Davey anchor lamp and globe lamp. Accepts 1/4" (6mm) wick.

Part No. 0088/BR



Switches

Flush switch rated at 2 amps. Optional back plate 1 1/2" x 2" in brass or chrome.

Brass	Chrome	Type
0260/BR	0260/CP	With back plate
0362/BR	0362/CP	Without back plate